

# Data sheet

## Drying Oven SLN 180 Smart PRO



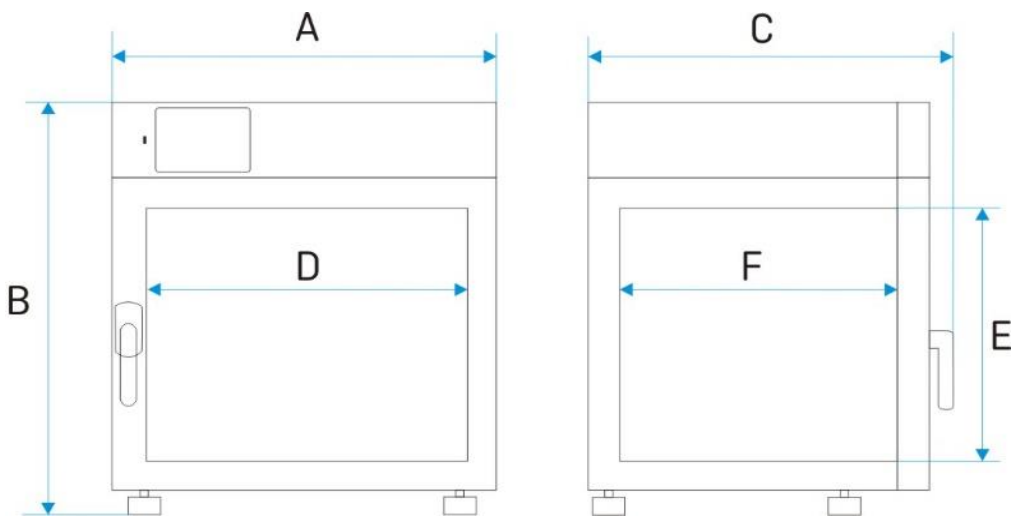
The photo above is for reference only, may show additional options not included in standard equipment.  
The real appearance, particularly color and structure of the material may differ from the ones presented in the photo.

### Advantages of the SMART PRO controller:

- large (7"), clear, full colour touch screen
- LAN, USB ports and WiFi for communication and data transfer
- multi-segment time and temperature programs
- overview of data in tabular and graphic form
- visual and sound alarm
- Admin function for management
- password protected log-in
- internal memory for programs and data storage
- event registry with user notifications
- LabDesk software and user manual for direct download

TECHNICAL DATA	
air convection	natural
chamber capacity [l] /1/	180
working capacity [l]	180
controller	microprocessor with external LCD graphic display
display	7" full colour touch screen
TEMPERATURE	
temperature range [°C]	+5°C above ambient temperature ... +300°C
temperature resolution every ... [°C]	0,1
over temperature protection	class 3.1 to DIN 12880

CHAMBER	
door type	solid / door with viewing window (option)
interior	
Smart PRO	acid-proof stainless steel to DIN 1.4301
IG Smart PRO	acid-proof stainless steel to DIN 1.4301
housing	
Smart PRO	powder coated sheet
IG Smart PRO	stainless steel linen finish
overall dims [mm] /2/	
width A	650
height B	1030
depth C	820
internal dims [mm]	
width D	470
height E	720
depth F	560

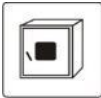





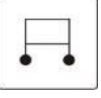
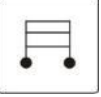


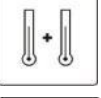






shelves (standard / max)	3 // 9
max shelf workload [kg] /5/	25
- reinforced shelf version (PW) /3/	50
max unit workload [kg]	75
- reinforced unit version (W) /4/	120
weight [kg]	94

ELECTRICAL PARAMETERS	
voltage*	230V 50Hz
nominal power [W]	2800
warranty	24 months
manufacturer	POL-EKO-APARATURA

all the above technical data refer to standard units (without optional accessories)  
\* - 230V 60Hz, 115V 60Hz also available  
1 - working capacity of chamber can be smaller  
2 - depth doesn't include 50 mm of power cable  
3 - reinforced shelf  
4 - reinforced version  
5 - on uniformly loaded surface

OPTIONS AND ACCESSORIES

	Order number: */A	Door with viewing window
	Order number: */P INOX	Stainless steel wire shelf
	Order number: */PP	Perforated shelf
	Order number: */PW	Reinforced shelf
	Order number: KUW GN*/*	Stainless steel cuvettes
	Order number: QLK*	Wheels
	Order number: */S or */S INOX	Table with wheels
	Order number: */ST or */S INOX	Table with wheels
	Order number: */W	Reinforced version
	Order number: OWW/OWW LED	Interior lighting
	Order number: PT 100	Additional temperature sensor
	Order number: HEPA	HEPA - fresh air filter
	Order number: OCZ/N	Non-standard access port for external sensor
	Order numberLabDesk	LabDesk - software
	Order number: BRT/*/L or IQ/OQ/PQ	Calibration and IQ, OQ, PQ qualification